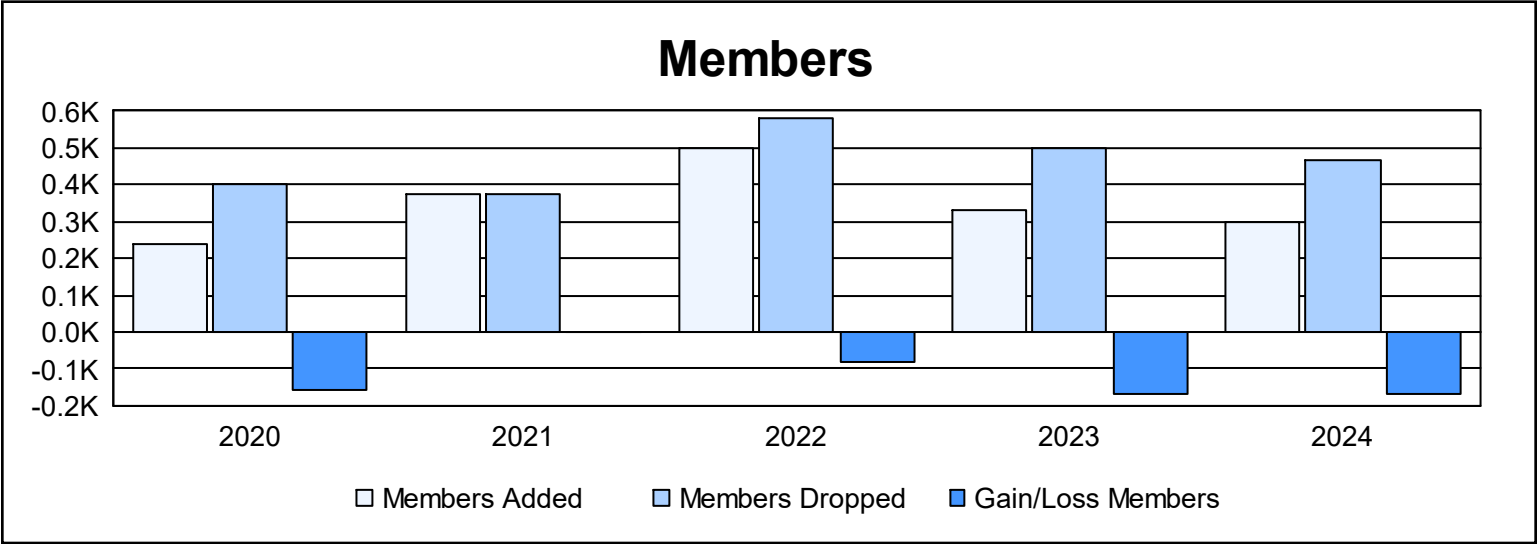
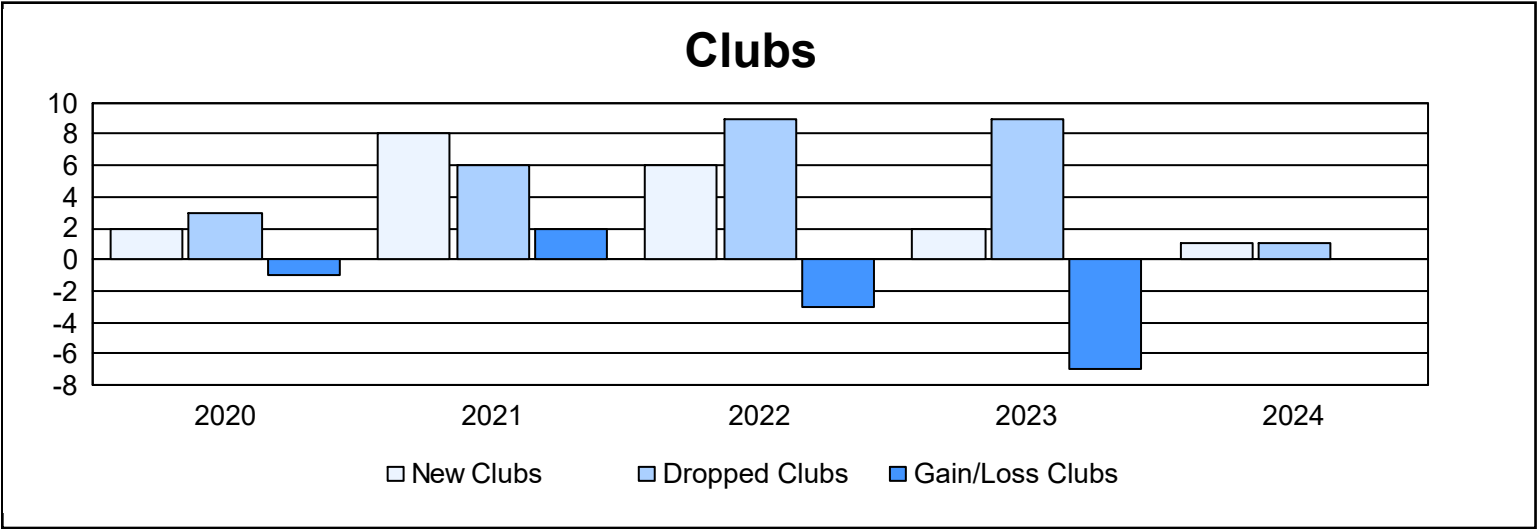
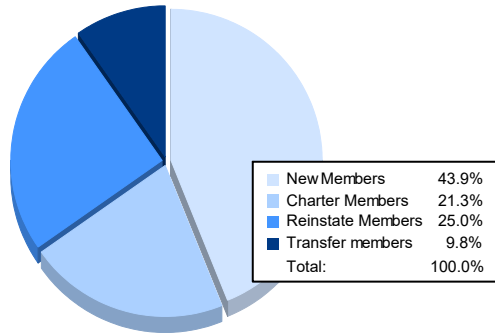


| Year      | New Clubs | Dropped Clubs | Gain/ Loss Clubs | New Members | Charter Members | Reinstate Members | Transfer Members | Total Member Added | Total Members Dropped | Gain/ Loss Members |
|-----------|-----------|---------------|------------------|-------------|-----------------|-------------------|------------------|--------------------|-----------------------|--------------------|
| 2019-2020 | 2         | 3             | -1               | 131         | 77              | 18                | 14               | 240                | 399                   | -159               |
| 2020-2021 | 8         | 6             | 2                | 132         | 225             | 12                | 8                | 377                | 376                   | 1                  |
| 2021-2022 | 6         | 9             | -3               | 233         | 236             | 20                | 12               | 501                | 582                   | -81                |
| 2022-2023 | 2         | 9             | -7               | 196         | 72              | 40                | 24               | 332                | 500                   | -168               |
| 2023-2024 | 1         | 1             | 0                | 130         | 63              | 74                | 29               | 296                | 467                   | -171               |
| Average   | 4         | 6             | -2               | 164         | 135             | 33                | 17               | 349                | 465                   | -116               |



### Membership Composition June 2024 Cumulative



### Gender Composition June 2024 Cumulative

